

reach up and touch the sky

AMG ELEVATOR

MODEL 2.0

PASSENGER ELEVATORS

AMG Elevator

PERFECT INTERIOR, IMPECCABLE PERFORMANCE

Combining the best traditions of the world elevator equipment market, we provide a limitless range of elevator models combined with reliable service and technical support.



EVERY CUSTOMER IS UNIQUE

We are rising to a new level of individual approach implementation in the field of elevator equipment. Innovation, flexibility, and technology of production processes are at the heart of our decisions, and we take care of every passenger.

INDIVIDUALITY AESTHETICS

We create the best catalog on the market for simple, aesthetic, and uninterrupted elevators, emphasizing the uniqueness of each building.

Our company has launched an integrated solution for the support system for elevators with small machine rooms, elevator without machine room, high-speed elevators, tour elevators, cargo elevators, hospital elevators, and villa elevators, with a capacity of 250 kg to 5000 kg, and a maximum speed of 4 m/s.

AMG Elevator

Today, passengers of our elevators enjoy comfort during the trip thanks to the hard work of improving the quality of the equipment of a huge team of our engineers, designers, mechanics and other employees.

In 2016, the plant began operations with the development of elevators for cottages. Since then, we've expanded the lineup, adding elevators for high-rise construction and various industries application, focusing on quality and design.

The main areas of our development remain: the orientation on the tasks of customers, the quality of performance, the constantly improving technology and improving efficiency processes and management.

AMG Elevator's main goals: exceed customer expectations and become one of the world leaders in the manufacturing industry elevator equipment.

The principle of product development is to focus on «smart solutions» and process optimization.

Increased production capacity, technology and standardization of operations increased quality control components, and finished products, the introduction of the system prudent production is shaped by sustainable development of our production and marketing.

To ensure a global standard of service and delivery European audit and optimization systems and the supply chains VDA6.3 and 6Sigma «zero defects» have introduced premium-quality elevators. PDCA quality control mechanisms have been put in place to achieve results from regular improvement manufacturing and management processes.

We have set up a technology research and development center to develop, testing, implementing, and improving technical Innovations at its manufacturing facility in Guangzhou.

Today, we continue to improve key research and production processes, implementing a strict quality control throughout the process: from research and new developments, supply chain management components, before the production of finished products and delivery to the ultimate customer.



ATTENTION TO DETAIL AT HEART OF SERVICE

We always remember that the basis of quality service is the care of the customer. At AMG Elevator we strive not only to produce the highest quality elevator equipment but also to exceed customer expectations, paying close attention to detail.

To explore the needs of customers and provide the necessary implementation of elevator equipment, we created a training center for customers. Regular visits of customers to inform and educate processes installations and debugging allow you to achieve the superior end result and the best user experience.

Our service model is characterized by «clear division of labor, precise coordination, rapid responding and continuous improvement» for which she received highly appreciated and trusted by national and international clients.

VISION:

The main challenges we have been setting with us since the day foundations and for decades to come: make every effort to further develop and build a strong brand, synonyms for which are «reliability and comfort.»

We can do this by improving and optimizing technological, intellectual, managerial and service processes to provide the best user experience in the elevator equipment market.



LIMITLESS CHOICE OF OPTIONS

The tasks of our clients are the focus of our activities.

The range meets the needs of all industries and construction of any scale.

Modern construction is a huge choice of options: From simple and economical structures to energy-efficient buildings on an individual project.

DESIGN THAT DEFINES UNIQUENESS

Get inspired by our technically flawless solutions and create a special infrastructure where every detail the unique character of the whole building.

AESTHETICS TECHNOLOGY INDIVIDUALITY



RELIABILITY EFFICIENCY SECURITY

Every day we try to improve our production and economic processes to find a better solution.

Simple design and accurate technical documentation provide quick installation and reliable service support.

The continuity and durability of our operations solutions reduce the cost of building maintenance. Reliable service support for our partners provides guarantee stable performance and reduces the number of negative feedbacks.

MODEL 2.0

Specifications

The AMG 2.0 elevator model is easily built into any architectural concept of residential, commercial or municipal building, thanks to the variety of designs interior and flexible approach to the production process. Further improvements in security, ergonomics and energy savings make the AMG elevator 2.0 the best choice.



Hospitals



Residential
buildings



Hostels



Shopping Centers



State Institutions



Passenger elevator



Type	Capacity, kg	Speed, m/s	Max. stops	Max. lifting height, m	Min. floor height, mm
Machine room elevator	450, 630	1.0	18	55	4000
	630	1.6, 1.75	28	90	
	800, 1000	1.0	18	55	
		1.6, 1.75	28	90	
		2.0	32	105	
		2.5	32	120	
	1250, 1350, 1600	1.0	16	55	
		1.6, 1.75	32	90	
		2.0	32	105	
		2.5	32	120	
Machine room elevator, ergonomic car	250, 320	0.4	7	21	3000
	400	0.4, 1	9	27	
Machine roomless elevator	320, 400	1.0	4	10	3000
	630, 800, 1000	1.0	18	60	
		1.6, 1.75	28	80	
	1350, 1600	1.0	16	60	
		1.6, 1.75	28	80	

KEY FEATURES



Capacity,	6-14 persons
Weight capacity,	250-1600 kg
Max lifting height,	120 m
Max stops	32
Speed,	0.4-2.5 m/s
Machine room	Yes/No



**INSPIRING SIMPLICITY
PRACTICALITY OF MATERIALS
DECISION RELIABILITY
IMPECCABLE QUALITY
EXECUTION**

Design lines

BOOST UP



Choose a style, ease of operation, and technical support. The minimalism and rigor of modern design, combined with the practicality of materials, they create a sustainable sense of reliability, ensure the quality of execution and efficiency of daily operation.

Model

BU Metallic azurine gold



Floor	PVC
Ceiling	POWDER-COATED STEEL
Walls	POWDER-COATED STEEL
Doors	POWDER-COATED STEEL
Handrail	OPTION

BOOST UP

Model BU Matte lemone



Floor	PVC
Ceiling	POWDER-COATED STEEL
Walls	POWDER-COATED STEEL
Doors	POWDER-COATED STEEL
Handrail	OPTION

Model BU Metallic skyblue



Floor	PVC
Ceiling	POWDER-COATED STEEL
Walls	POWDER-COATED STEEL
Doors	POWDER-COATED STEEL
Handrail	OPTION

BOOST UP

Model BU Metallic gold



Floor	PVC
Ceiling	POWDER-COATED STEEL
Walls	POWDER-COATED STEEL
Doors	POWDER-COATED STEEL
Handrail	OPTION

Model BU Matte gold



Floor	PVC
Ceiling	POWDER-COATED STEEL
Walls	POWDER-COATED STEEL
Doors	POWDER-COATED STEEL
Handrail	OPTION



Design lines

SKYPASS SECURE

Trust security in every detail

A combination of rigorous functionality, forms, technology, performance stability for long-lasting work, enhance the sense of security in the trip. The perfect solution for commercial buildings.



Model

SS Ashwood grey



Floor	VINYL
Ceiling	POLISHED STAINLESS STEEL
Walls	STAINLESS STEEL/MDF
Doors	STAINLESS STEEL
Handrail	OPTION
Operating panel	FRONT/SIDE WALL

SKYPASS SECURE

Model SS Metalic dark grey



Floor	PVC/COMPOUND STONE
Ceiling	MIRROR POLISHED STAINLESS STEEL
Walls	MIRROR POLISHED FINISHED STAINLESS STEEL
Doors	MIRROR POLISHED STAINLESS STEEL
Handrail	MIRROR STAINLESS STEEL
Operating panel	FRONT/SIDE WALL

Model SS Metalic ligth blue



Floor	PVC/COMPOUND STONE
Ceiling	MIRROR POLISHED STAINLESS STEEL
Walls	MIRROR POLISHED FINISHED STAINLESS STEEL
Doors	MIRROR POLISHED STAINLESS STEEL
Handrail	MIRROR STAINLESS STEEL
Operating panel	FRONT/SIDE WALL

Model SS Maple sugar



Floor	PVC/COMPOUND STONE
Ceiling	MIRROR POLISHED STAINLESS STEEL
Walls	MDF/MIRROR POLISHED STAINLESS STEEL
Doors	MIRROR POLISHED STAINLESS STEEL
Handrail	MIRROR STAINLESS STEEL
Operating panel	FRONT/SIDE WALL

SKYPASS SECURE

Model SS Soft grey



Floor	PVC/COMPOUND STONE
Ceiling	POLISHED STAINLESS STEEL
Walls	POLISHED STAINLESS STEEL/ MIRROR STAINLESS STEEL WITH EMBOSSEMENT
Doors	HAIRLINE STAINLESS STEEL
Handrail	GLASSY STAINLESS STEEL
Operating panel	FRONT/SIDE WALL

Model SS Iron grey



Floor	COMPOSITE STONE
Ceiling	STAINLESS STEEL
Walls	MIRROR POLISHED STAINLESS STEEL EMBOSSEMENT
Doors	MIRROR POLISHED STAINLESS STEEL
Handrail	MIRROR POLISHED STAINLESS STEEL
Operating panel	FRONT/SIDE WALL

SKYPASS SECURE

Model SS Ash grey



Floor	COMPOSITE STONE
Ceiling	MIRROR POLISHED STAINLESS STEEL
Walls	MIRROR POLISHED STAINLESS STEEL EMBOSSMENT
Doors	MIRROR POLISHED STAINLESS STEEL
Handrail	FINISHED STAINLESS STEEL
Operating panel	FRONT/SIDE WALL


Model SS Glossy grey



Floor	COMPOSITE STONE
Ceiling	MIRROR STAINLESS STEEL
Walls	FINNISHED /MIRROR POLISHED STAINLESS STEEL EMBOSSMENT
Doors	MIRROR STAINLESS STEEL
Handrail	OPTIONAL
Operating panel	FRONT/SIDE WALL

SKYPASS SECURE

Model SS Banded grey



Floor	COMPOSITE STONE
Ceiling	MIRROR POLISHED STAINLESS STEEL
Walls	MIRROR POLISHED STAINLESS STEEL EMBOSMENT
Doors	MIRROR POLISHED STAINLESS STEEL
Handrail	OPTIONAL
Operating panel	FRONT/SIDE WALL

Model SS Matte iron



Floor	COMPOSITE STONE
Ceiling	FINISHED STAINLESS STEEL
Walls	FINISHED STAINLESS STEEL EMBOSMENT
Doors	POLISHED STAINLESS STEEL MIRROR STAINLESS STEEL EMBOSMENT
Handrail	OPTIONAL
Operating panel	FRONT/SIDE WALL



EVERY-DAY ELEGANCY

STRENGTH AND SAFETY MATERIALS

**COMFORT ATMOSPHERE THANKS TO
MODERN LIGHTING**

**SYSTEM & COLORS, TEXTURES
COMBINATIONS**

INDIVIDUAL DESIGN OPTIONS

Design lines

DIAMOND PEGASUS

An elegant solution for comfort

An inspiring approach to design that combines technology and aesthetics creates the comfort you need, providing the best solution when choosing elevator equipment.

Emphasize the uniqueness of the building by choosing ready-made solutions, or order any other color from the provided palette.



Model DP Gently beige



Floor	MARBLE
Ceiling	MIRROR POLISHED STAINLESS STEEL
Walls	ARTIFICIAL BEIGE/MIRROR SKIN POLISHED STAINLESS STEEL CHESTNUT
Doors	MIRROR STAINLESS STEEL
Handrail	MIRROR STAINLESS STEEL
Operating panel	FRONT/SIDE WALL

DIAMOND PEGASUS

Model DP Marble brown




Floor	MARBLE
Ceiling	MIRROR STAINLESS STEEL
Walls	MIRROR POLISHED STAINLESS STEEL ENGRAVED BROWN MARBLE
Doors	MIRROR POLISHED STAINLESS STEEL ENGRAVED
Handrail	MIRROR STAINLESS STEEL
Operating panel	FRONT/SIDE WALL

Model DP Magic golden



Floor	MARBLE
Ceiling	MIRROR STAINLESS STEEL
Walls	MIRROR POLISHED STAINLESS STEEL ENGRAVED BROWN MARBLE
Doors	MIRROR POLISHED STAINLESS STEEL
Handrail	MIRROR STAINLESS STEEL
Operating panel	FRONT/SIDE WALL

Model DP Chesnut brown



Floor	MARBLE
Ceiling	MIRROR STAINLESS STEEL
Walls	MIRROR POLISHED STAINLESS STEEL
Doors	MIRROR POLISHED STAINLESS STEEL CHESNUT
Handrail	MIRROR POLISHED STAINLESS STEEL
Operating panel	FRONT/SIDE WALL


DIAMOND PEGASUS

Model DP Rose gold



Floor	MARBLE
Ceiling	MIRROR POLISHED STAINLESS STEEL
Walls	MIRROR POLISHED STAINLESS STEEL ENGRAVED ROSE GOLD
Doors	MIRROR POLISHED STAINLESS STEEL
Handrail	MIRROR POLISHED STAINLESS STEEL
Operating panel	FRONT/SIDE WALL

Model DP Antic gold



Floor	MARBLE
Ceiling	MIRROR STAINLESS STEEL
Walls	MIRROR POLISHED STAINLESS STEEL ENGRAVED ANTIQUE GOLD
Doors	MIRROR POLISHED STAINLESS STEEL
Handrail	MIRROR POLISHED STAINLESS STEEL
Operating panel	FRONT/SIDE WALL

Model DP Golden glory



Floor	MARBLE
Ceiling	MIRROR STAINLESS STEEL
Walls	MIRROR POLISHED STAINLESS STEEL WITH ENGRAVED LAMINATE CAMELTHORN THERMO
Doors	MIRROR POLISHED STAINLESS STEEL
Handrail	MIRROR POLISHED STAINLESS STEEL
Operating panel	FRONT/SIDE WALL


DIAMOND PEGASUS

Model DP Champagne gold



Floor	MARBLE
Ceiling	MIRROR POLISHED STAINLESS STEEL
Walls	MIRROR POLISHED STAINLESS STEEL ENGRAVED GOLD CHAMPAGNE
Doors	MIRROR POLISHED STAINLESS STEEL
Handrail	MIRROR POLISHED STAINLESS STEEL
Operating panel	FRONT/SIDE WALL

Model DP Canary diamond



Floor	MARBLE
Ceiling	MIRROR POLISHED STAINLESS STEEL
Walls	MIRROR POLISHED GROUND ST. STEEL ENGRAVING. YELLOW DIAMOND
Doors	MIRROR POLISHED STAINLESS STEEL
Handrail	MIRROR POLISHED STAINLESS STEEL
Operating panel	FRONT/SIDE WALL

Model DP Satin gold



Floor	MARBLE
Ceiling	MIRROR POLISHED STAINLESS STEEL
Walls	MIRROR POLISHED GROUND ST. STEEL ENGRAVED GOLD SATIN
Doors	MIRROR POLISHED STAINLESS STEEL
Handrail	MIRROR POLISHED STAINLESS STEEL
Operating panel	FRONT/SIDE WALL


DIAMOND PEGASUS

Model DP Saffron gold



Floor	MARBLE
Ceiling	MIRROR POLISHED STAINLESS STEEL
Walls	MIRROR POLISHED GROUND STAINLESS STEEL SAFFRON
Doors	MIRROR POLISHED STAINLESS STEEL
Handrail	MIRROR POLISHED STAINLESS STEEL
Operating panel	FRONT/SIDE WALL

Model DP Soft brown



Floor	MARBLE
Ceiling	STAINLESS STEEL
Walls	POLISHED STAINLESS STEEL/ CHIPBOARD CHESNUT
Doors	POLISHED STAINLESS STEEL
Handrail	POLISHED STAINLESS STEEL
Operating panel	FRONT/SIDE WALL



Interior elements

COMPREHENSIVE DESIGN SOLUTION

Create any style of the interior thanks to the set of ready-made solutions.

Expand the space with mirrors. Add depths with a pattern of flooring, create a mood with harmonious combinations of panels of walls and doors.

Add comfort and subtle personality with different accessories.

Create the necessary elevator atmosphere through lighting: bright, muted, scattered or pointy, warm or invigorating - bright.

HANDRAIL



AMG - HR - 100



AMG - HR - 200



AMG - HR - 300



AMG - HR - 400



AMG - HR - 500




AMG - HR - 600


Interior elements

COMPREHENSIVE DESIGN SOLUTION

WALLS & CAR DOORS



RAL 6021
pale green




RAL 1015
light ivory



RAL 1013
pearl white




RAL 1014
dark ivory




RAL 7047
glossy grey




RAL 1002
sand yellow




RAL 1001 /
crème beige




RAL 7032
coating powder



RAL 7032
wrinkle grey



RAL 9005
wrinkle white



RAL 7034
wrinkle yellow grey




RAL 7035
wrinkle dark grey

Interior elements

COMPREHENSIVE DESIGN SOLUTION

FLOOR DESIGN



AMG FB 009




AMG FB 010



AMG FB 011



AMG FB 012



AMG FB 013



AMG FB 014



AMG FB 015




AMG FB 016



AMG FB 017



AMG FB 018



AMG FB 019



AMG FB 020



AMG FB 021



AMG FB 022




AMG FB 023



AMG FB 024



AMG FB 025



AMG FB 026



Overview of control panels





Choose your version from a variety of possibilities: stylish glass panel with a touch keyboard and LCD - display and elegant and wear-resistant stainless steel version different colors and textures with mechanical buttons and matrix display.

The glass-made control panels are equipped with a 10-character option that allows passengers to dial the floor number with a combination of buttons as in the phone and traditional performance with a list of floors that is more suitable for low-rise buildings.





The stainless steel control panel and shock-resistant glass with mechanical buttons will last as long as possible even in buildings where anti-vandal measures need to be enforced.

You can also pick up in tone: control panels on a landing pad, indicators, and information plates. Both performances are available in all clearance lines.





OPERATING & CONTROL PANELS

	NAME	DESCRIPTION	BU	SS	DP
	AMG FP 010 AMG CP 007	panels matt st. steel with embossment/ mirror steel	•	•	
		buttons circle/square			
		display panel matrix / red LED			
	AMG FP 011 AMG CP 008	panels matt st. steel with embossment/ mirror steel	•	•	
		buttons circle/square			
		display panel matrix / red LED			
	AMG FP 012 AMG CP 009	panels matt st. steel with embossment/ mirror steel		•	
		buttons circle/square			
		display panel matrix / white LED/LCD			
	AMG FP 013 AMG CP 010	panels matt st. steel with embossment/ mirror steel		•	•
		buttons circle/square			
		display panel matrix / red LED			

OPERATING & CONTROL PANELS

	NAME	DESCRIPTION	BU	SS	DP
	AMG FP 014 AMG CP 011	panels matt st. steel with embossment/ mirror steel		•	•
		buttons			
		display panel			
	AMG FP 015 AMG CP 012	panels matt st. steel with embossment/ mirror steel/ glass		•	•
		buttons			
		display panel			
	AMG FP 016 AMG CP 013	panels matt st. steel with embossment/ mirror steel			•
		buttons			
		display panel			
	AMG FP 017 AMG CP 014	panels matt st. steel with embossment/ mirror steel			•
		buttons			
		display panel			

OPERATING & CONTROL PANELS

	NAME	DESCRIPTION		BU	SS	DP
	AMG FP 018 AMG CP 015	panels	glass			•
		buttons	touch sensitive			
		display panel	LCD			
	AMG FP 019 AMG CP 016	panels	glass			•
		buttons	touch sensitive			
		display panel	LCD			
	AMG FP 020 AMG CP 017	panels	glass			•
		buttons	touch sensitive			
		display panel	LCD			
	AMG LCD FP	panels	glass			•
		buttons	touch sensitive			
		display panel	LCD			

AMG Elevator

QUALITY CONTROL

AMG Elevator has been certified in system quality management ISO9001, environmental management ISO14001, management, and hygiene management systems OHASA18001. Doors of elevators, traction machines, regulators speed, and other leading products have been certified by CE. Fire doors have received international TUV certification.



SERVICE SUPPORT

Team of professionals

All of our partners and dealers work under the local legislation and international standards of technical maintenance. Specialists regularly are trained at our Training center, as well as annually take technical test exams.

The quality of the equipment is not monitored only to prompt response to urgent repairs, but also by ensuring preventive measures to avoid breakdowns and repairs.

OPERATIONAL REPAIRS AND QUICK PARTS DELIVERY

Box-based SIP-based spare parts delivery system. Such a system allows for the replacement of parts in time up to 1 week.

GUARANTEE

Up to 60 months, depending on the terms of the maintenance contract.

TERMS OF SALE AND DELIVERY

Production time up to 35 calendar days. Flexible conditions delivery, depending on the customer's wishes.



YOUR DEALER



Address

No.37, West Road, Huanshi, Liwan district,
Guangzhou city, China

www.amgelevator.com

tel: +86 18575725404

email: info@amgelevator.com



0301022021